



VECTRA[™] M3

sculpt

the

dream

***3D imaging solution
for face and neck***

IMAGING EXCELLENCE FROM

 **CANFIELD**

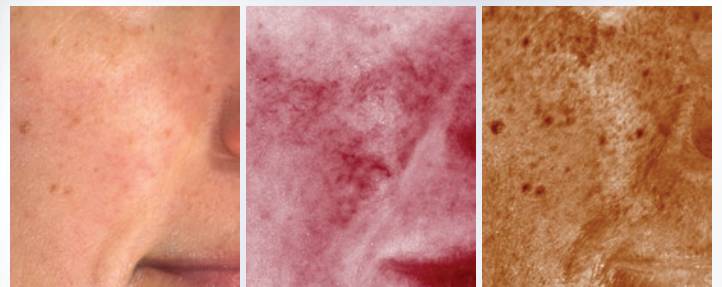


Communicate the possibilities. Engage in a streamlined, persuasive consultation as you view the three-dimensional image from any angle, zoom in for a closer look, superimpose the simulation over the pre-op, compare side-by-side, or fade between the two.

With its realistic 3D aesthetic simulation tools, Face Sculptor® software makes it easy to demonstrate surgical and non-surgical procedures—to **sculpt the dream**—on a three-dimensional image of your patient.

"I use VECTRA 3D imaging for all of my consultations. Canfield's Face Sculptor has made a tremendous impact on how I communicate with my patients. It allows me to make accurate simulations and more clearly discuss surgical goals in advance with the patient."

—C. Spencer Cochran, MD
Gunter Center for Aesthetics and
Cosmetic Surgery, Dallas, Texas



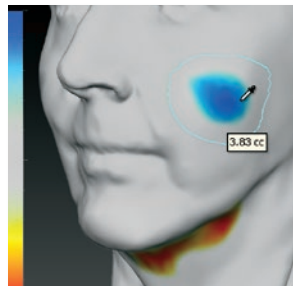
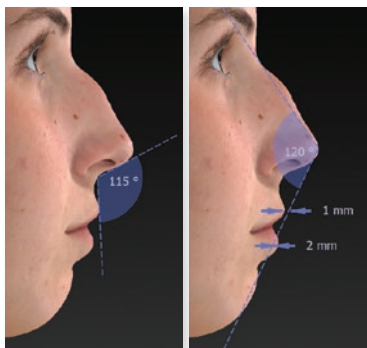
RBX®: Another dimension. Canfield's proprietary RBX technology separates the unique color signatures of red and brown skin components for unequalled visualization of pre-treated skin conditions.

Show your patients the exciting possibilities of their anticipated aesthetic procedures.



Close more complementary procedures. Demonstrate the difference between the likely outcome with only one or multiple procedures. With Face Sculptor you can explore the possibilities and help your patient decide on the best possible treatment plan.

Detailed facial diagrams and measurements help your patients visualize their current condition and simulated changes.



Measure volume difference. Automatically measure the volume difference and visualize the degree of contour change with a color distance map.



Communicate the complete plan. Visualize your patient's hopes and expectations. Quickly arrive at a shared understanding of objectives.

Print the dream. When you're finished, click the optional Print button to select what you wish to show on the printed report, including your practice information and selectable 2D views of pre-op and/or simulation.



"The very first day after VECTRA was installed, a patient came in for a consultation. After viewing the simulated outcomes, the patient booked a surgery which literally paid for the entire system. It is this kind of result—right out of the box—that has gotten the attention of everyone in the practice."

—Jason Pozner, MD, FACS
Sanctuary Plastic Surgery
Boca Raton, Florida

• **Differentiate your practice. Wow your patients!**

Sculptor's state-of-the-art consultations drive greater media exposure and patient referrals.

• **Communicate the possibilities.** Use your patient's own image to explore possible outcomes.

• **Close more complementary procedures.** Show your patient the effect of combining procedures such as rhinoplasty with chin augmentation or cheek augmentation with neck liposuction.

• **Increase patient satisfaction.** Visualize your patient's hopes and expectations. Quickly arrive at a shared understanding of treatment objectives.

FACE sculptor®

Simulate the outcomes of facial procedures such as

- ✓ injectables
- ✓ face & neck contouring
- ✓ skin resurfacing (including décolletage)
- ✓ lifts
- ✓ rhinoplasty
- ✓ chin augmentation

The only **complete** 3D solution.

VECTRA M3 is not intended for use in the diagnosis of disease or other conditions, or in the cure, mitigation, treatment, or prevention of diseases. VECTRA M3 is for illustrative purposes to facilitate conversations with patients about surgical expectations. It cannot be relied upon for and does not take the place of proper pre-surgical measurements and planning.

VECTRA[™]M3

*3D image capture
for face and neck*

- ▶ instantly capture a detailed 3D image of your patient's face, neck, and décolletage
- ▶ high resolution capture for maximum image definition
- ▶ compact, elegant design complements your space

dimensions

- **width:** 48" (122cm)
- **depth:** 22" (56cm)
- **height:** 71" (180cm)

placement

- designed to tuck neatly into a corner, or place against any wall
- no photo backdrop required

IMAGING EXCELLENCE FROM



www.canfieldsci.com / info@canfieldsci.com / phone +1.973.276.0336 / (USA) 800.815.4330

3D SOLUTIONS • FACIAL IMAGING & ANALYSIS • IMAGING SOFTWARE • PHOTOGRAPHY • RESEARCH SYSTEMS & SERVICES • TRAINING

Face Sculptor, VECTRA, and RBX are registered trademarks of Canfield Scientific, Inc.

1306-04